

BAT46WG SCHOTTKY BARRIER DIODE

SOD-' 23

RoHS
COMPLIANT

FEATURES

- High breakdown voltage
- Low turn-on voltage
- Guard ring construction for transient protection



Maximum Ratings @T_a=25°C

Parameter	Symbol	Limit	Unit
Peak repetitive peak reverse voltage	V _{RRM}	100	V
Working peak reverse voltage	V _{RWM}		
Forward continuous current	I _F	150	mA
Repetitive peak forward current (Note 1) @ t _p < 1.0s, Duty Cycle < 50%	I _{FRM}	350	mA
Non-repetitive Peak Forward surge current @ t = 8.3ms	I _{FSM}	750	mA
Power dissipation	P _D	200	mW
Thermal resistance junction to ambient air	R _{θJA}	500	°C/W
Operating Junction Temperature Range	T _J	-40 ~ +125	°C
Storage Temperature Range	T _{STG}	-55 ~ +150	°C

ELECTRICAL CHARACTERISTICS (T_a=25°C unless otherwise specified)

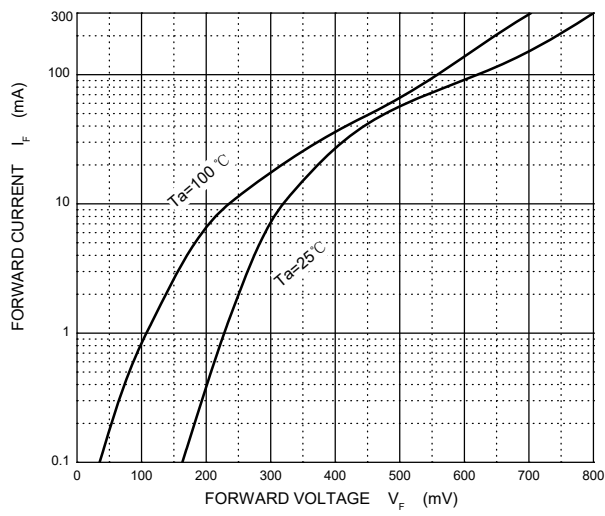
Parameter	Symbol	Test Conditions	Min	Typ	Max	Unit
Reverse breakdown voltage(Note 2)	V _R	I _R = 100μA	100			V
Reverse voltage leakage current	I _R	V _{R1} =1.5V			0.3	μA
		V _{R2} =10V			0.5	
		V _{R3} =50V			1	
		V _{R4} =75V			2	
Forward voltage(Note 2)	V _F	I _{F1} =0.1mA			0.25	V
		I _{F2} =10mA			0.45	
		I _{F3} =250mA			1	
Diode capacitance	C _T	V _R =0, f=1MHz		20		pF
		V _R =1V, f=1MHz		12		

Notes: 1. Part mounted on FR-4 board with recommended pad layout.

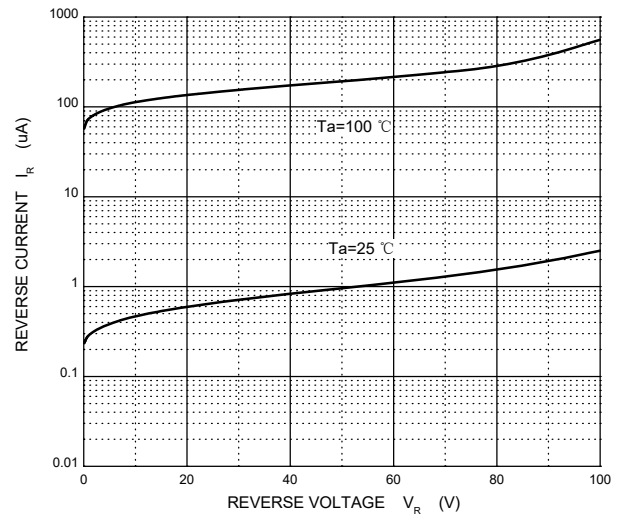
2. Short duration pulse test used to minimize self-heating effect.

Typical Characteristics

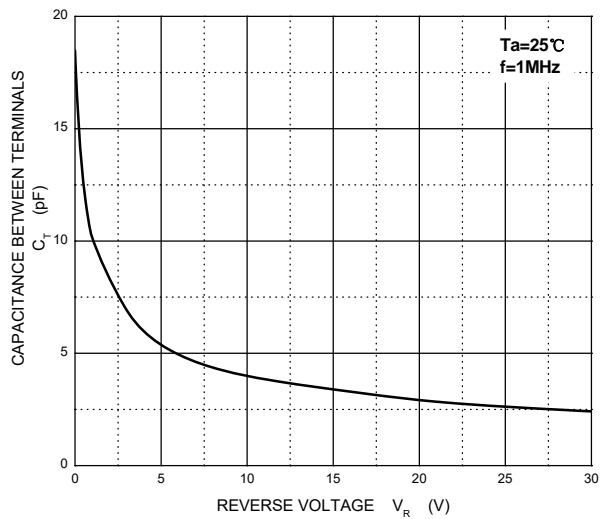
Forward Characteristics



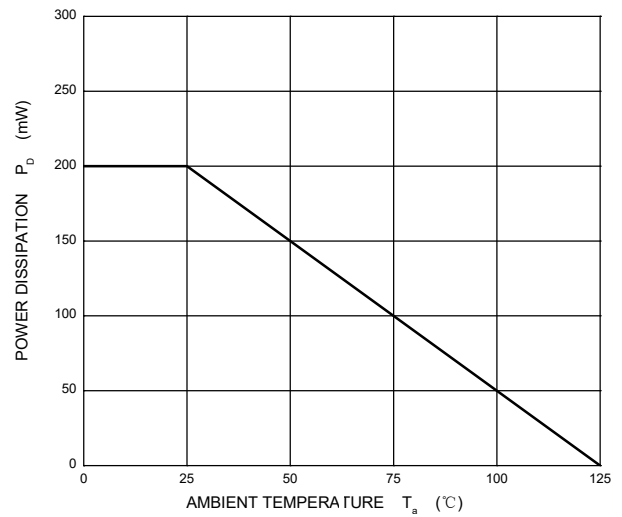
Reverse Characteristics



Capacitance Characteristics

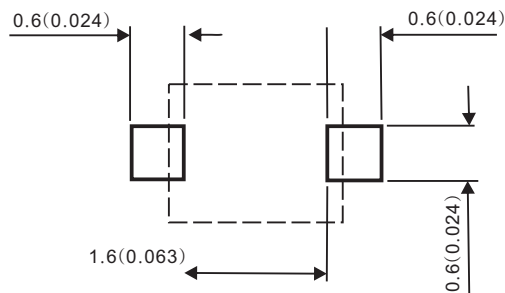
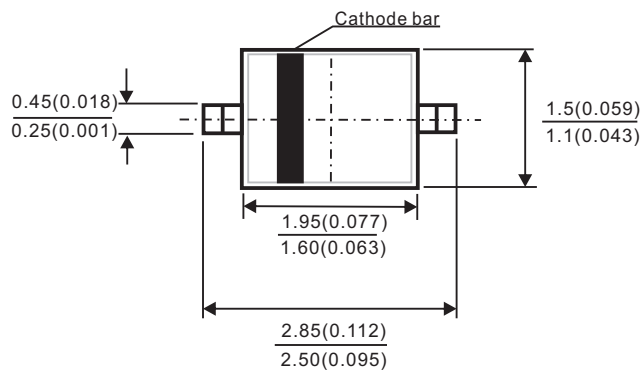
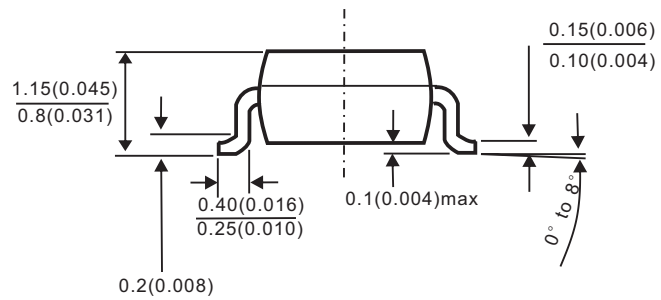


Power Derating Curve



SOD-323 Package Outline Dimensions

SOD-323



Foot print recommendation

Dimensions in millimeters and(inches)